

# Amtrak Overview



Empire State Passengers Association

March 9, 2019

# Fiscal Year 2018 Highlights



- Amtrak posted record GAAP (Generally Accepted Accounting Principles) revenue of \$3.4 billion, an increase of 2.5 percent over FY 2017; adjusted operating earnings of (\$170.6 million) were the best to date and an 11.9 percent improvement over the prior year. Capital investment of \$1.46 billion was the highest in recent Amtrak history.
- Began implementation of a Safety Management System (SMS), a proactive, data-driven safety program used in many complex industries including aviation. Amtrak was the first major U.S. railroad to deploy SMS.
- Invested more than \$51 million on Americans with Disabilities Act-related design and construction improvement projects at more than 100 locations nationwide.
- Improved the reliability and performance of infrastructure by completing the FY 2018 New York Penn Station renewal work on time and budget and by completing an overhaul of the Spuyten Duyvil Bridge linking Manhattan and mainland New York (via the Bronx).

# Types of Amtrak Services



- Northeast Corridor (NEC)
  - 457 miles
  - Washington-New York-Boston
  - 12.1 million riders in FY18

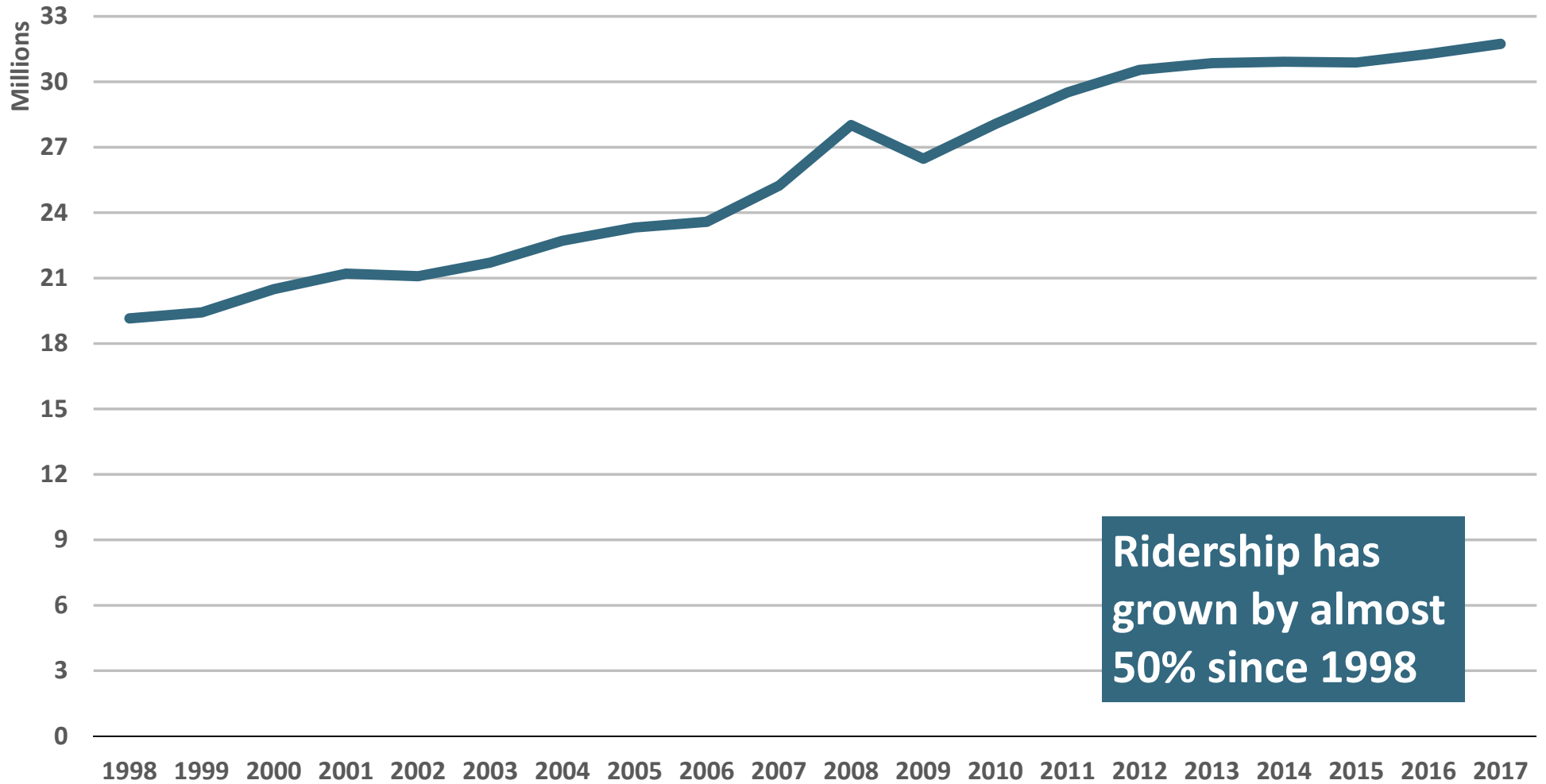


- Long Distance
  - 15 routes
  - Up to 2,438 miles
  - 4.51 million riders in FY18



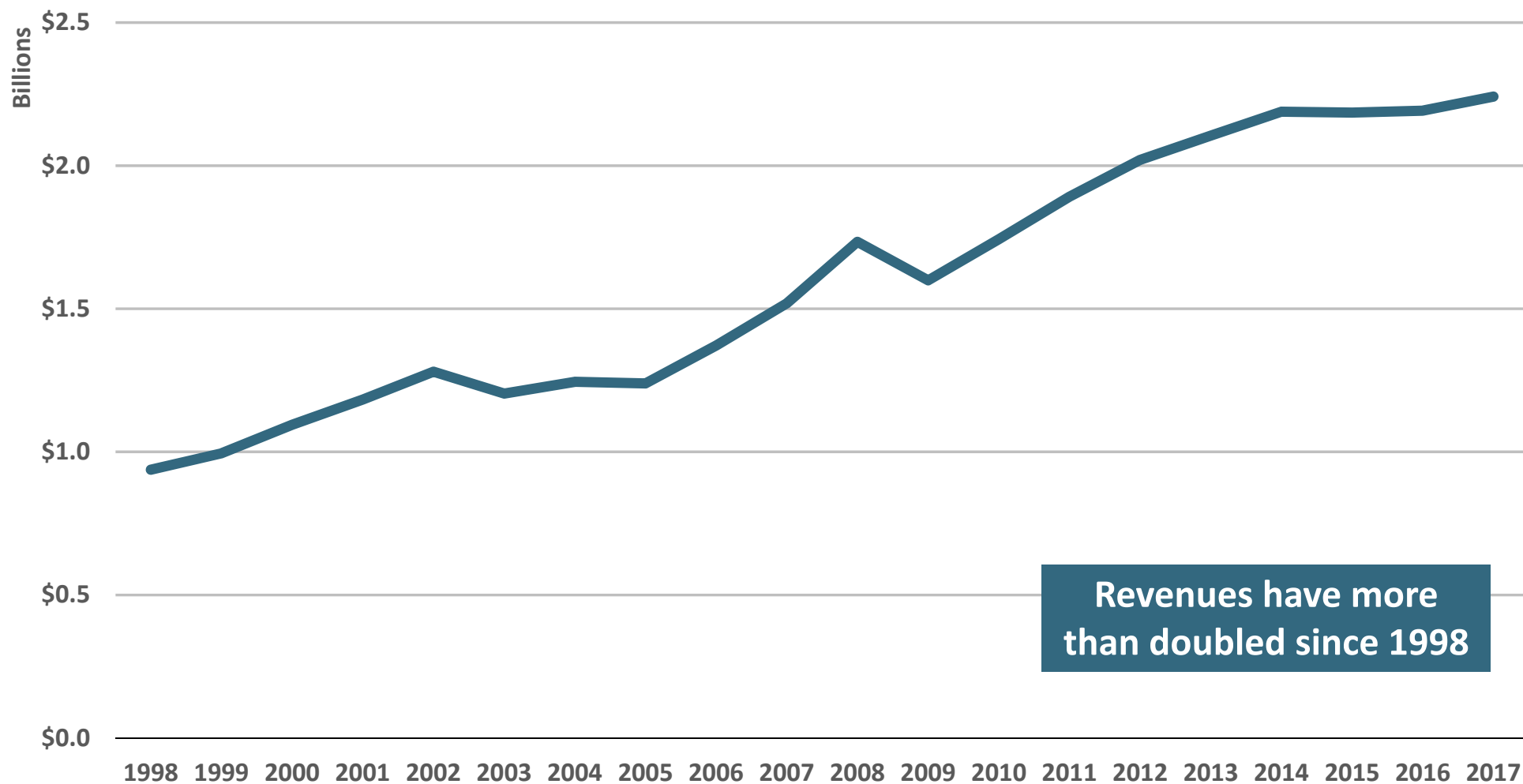
- State-Supported
  - 29 routes
  - 19 partner states
  - Up to 750 miles
  - 15.08 million riders in FY18 (+4%)

# Ridership



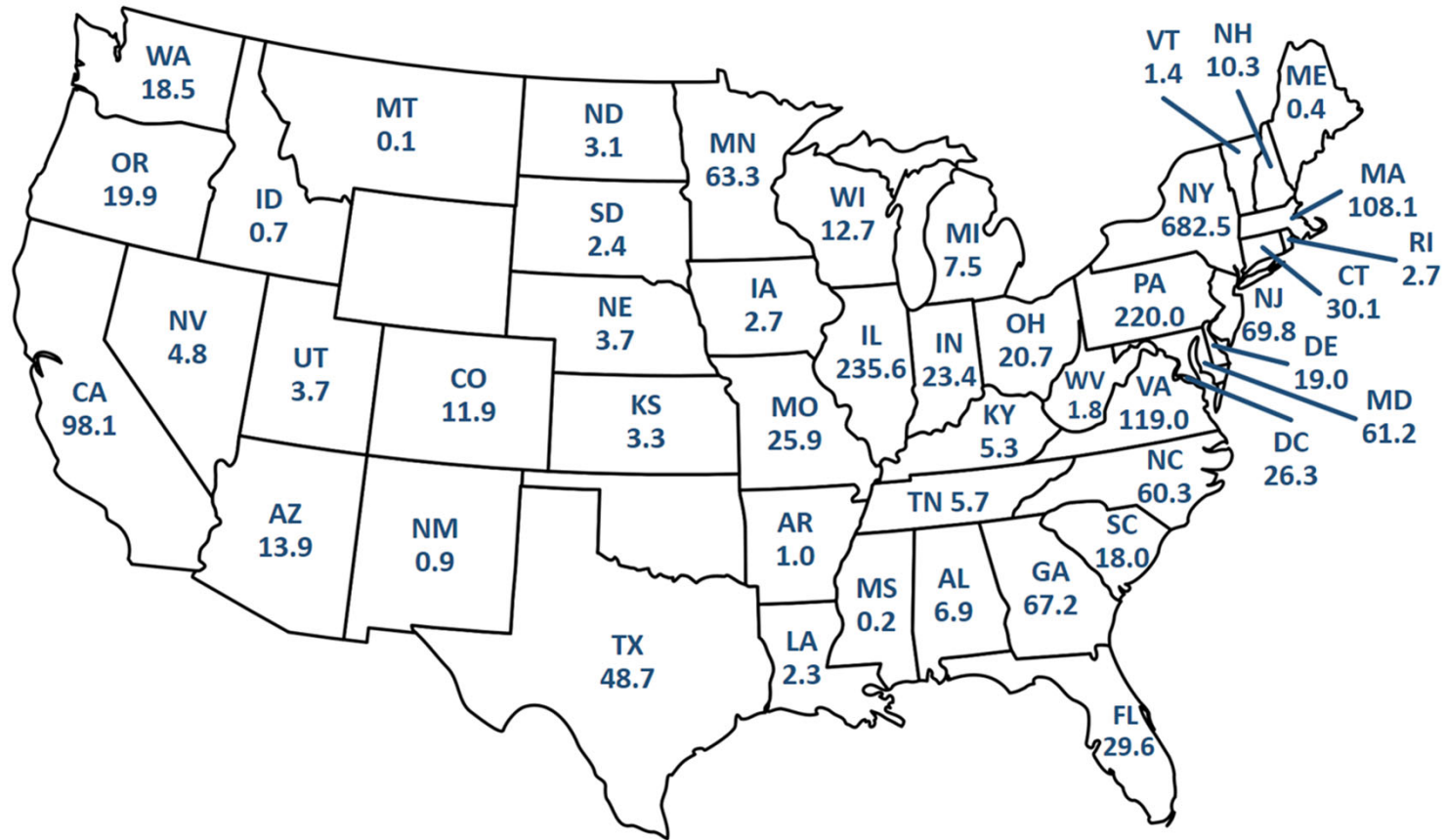
**Ridership has grown by almost 50% since 1998**

# Ticket Revenues



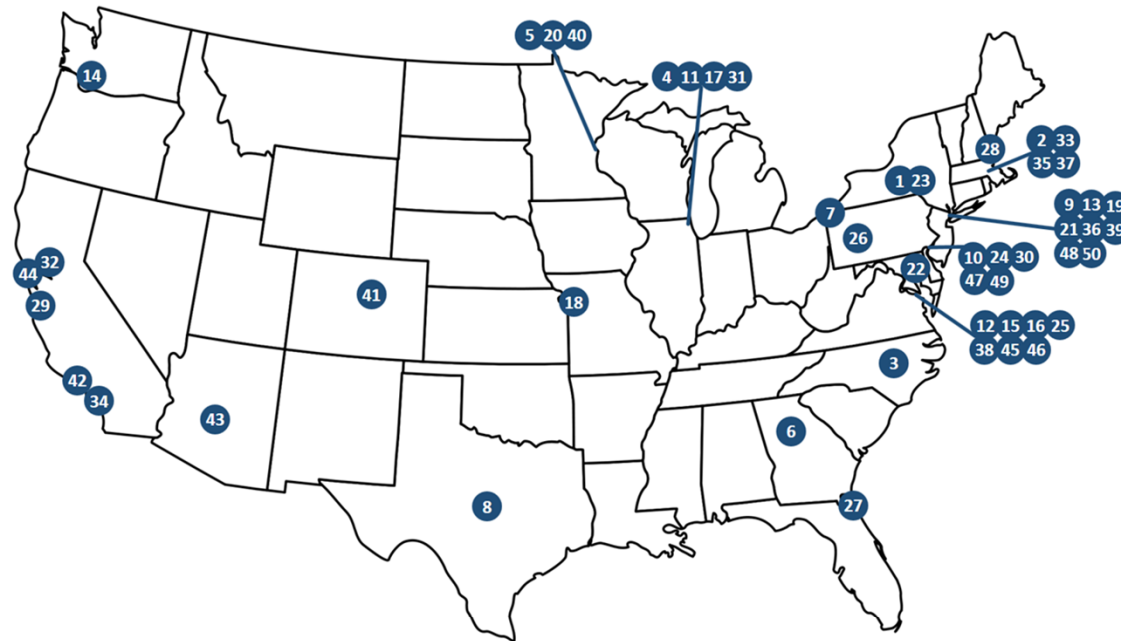
Revenues have more than doubled since 1998

# FY 2017 Procurement by State



In millions of dollars

# Amtrak's Largest FY 2017 Vendors



1) Alstom, Hornell, NY	11) Mark 1 Restoration, Dolton, IL	21) Tutor Perini Corp., New Rochelle, NY	31) George Allen Construction, Mokena, IL	41) Rocla Concrete Tie, Lakewood, CO
2) Middlesex Corp., Littleton, MA	12) AT&T, Oakton, VA	22) PB-P JV Parson Brinckerhoff, Baltimore, MD	32) Siemens Mobility, Sacramento, CA	42) McCormix Corp., Santa Barbara, CA
3) IBM, Research Triangle, NC	13) Gateway Trans-Hudson Partnership, New York, NY	23) CAF USA, Elmira, NY	33) Clean Harbors, Norwell, MA	43) Silverado Stages, Phoenix, AZ
4) Hewitt Assoc., Lincolnshire, IL	14) Siemens, Tualatin, OR	24) Case Foundation Co., Berwyn, PA	34) Pacific Coast Sightseeing, Anaheim, CA	44) Golden Gate Petroleum, Concord, CA
5) Travelliance, Minnetonka, MN	15) Digital Intelligence Systems, McLean, VA	25) Nomad Digital, Rockville, MD	35) Maverick Construction, Boston, MA	45) Union Station Redevelopment Corp., Washington, DC
6) Mansfield Oil, Gainesville, GA	16) Accenture, Arlington, VA	26) LB Foster, Pittsburgh, PA	36) Railroad Construction, Paterson, NJ	46) Ernst & Young, Tysons, VA
7) GE Transportation, Erie, PA	17) Alstom Train Life Svcs., Naperville, IL	27) Drummac, Atlantic Beach, FL	37) Safe Harbor, Marlborough, MA	47) Summit Railroad Products, Burnham, PA
8) Deloitte Consulting, Dallas, TX	18) Alstom Signaling, Grain Valley, MO	28) Sprague Energy Corp., Portsmouth, NH	38) Tekbank Consultants, Herndon, VA	48) ABM Janitorial Svcs., New York, NY
9) FCB Worldwide, New York, NY	19) URS-CH2M Hill JV, New York, NY	29) Granite Construction, Santa Clara, CA	39) Machinery Services Corp., Paterson, NJ	49) Wescott Electric, Aston, PA
10) Aramark, Philadelphia, PA	20) Olson & Co., Minneapolis, MN	30) Bancroft Construction, Wilmington, DE	40) Loram, Hamel, MN	50) GE Transportation Parts, Latham, NY



# Empire Service Ridership

## FY2017 vs FY2018

Route		FY17	FY18	%
Empire South - ALB-NYP	NY	1,158,555	1,150,498	-0.7
Empire West/Maple Leaf	NY	353,207	366,696	+3.8
Adirondack	NY	116,159	111,740	-3.8
Ethan Allen	NY/ VT	49,950	49,669	-0.6
<b>TOTALS</b>		<b>1,677,871</b>	<b>1,678,603</b>	<b>+0.04</b>
Lake Shore Limited		388,722	337,882	-13.1



# Empire Service Stations

Station	Ons	Offs	Total
Albany-Rensselaer, NY	397,211	393,339	790,550
Amsterdam, NY	5,188	4,978	10,166
Autumn Express Train, NY	0	1,095	1,095
Buffalo (Exchange St), NY	18,991	19,098	38,089
Buffalo-Depew, NY	51,574	52,610	104,184
Canadian Border New York, NY	8,141	8,951	17,092
Croton Harmon, NY	21,824	21,360	43,184
Fort Edward-Glens Falls, NY	4,435	4,841	9,276
Ticonderoga, NY	848	959	1,807
Hudson, NY	107,780	111,999	219,779
Niagara Falls, NY	15,990	16,709	32,699
New Rochelle, NY	44,954	46,514	91,468
New York State Fair, NY	56	148	204
New York (Grand Central Terminal), NY	213,029	190,230	403,259
New York (Penn Station), NY	4,927,469	4,932,909	9,860,378
Plattsburgh, NY	6,085	6,918	13,003
Port Henry, NY	1,296	1,307	2,603
Poughkeepsie, NY	46,889	46,998	93,887
Port Kent, NY	163	265	428
Rhinecliff, NY	97,791	100,313	198,104
Rochester, NY	62,740	63,998	126,738
Rome, NY	3,435	3,081	6,516
Rouses Point, NY	599	703	1,302
Saratoga Springs, NY	17,862	19,441	37,303
Schenectady, NY	24,796	25,334	50,130
Syracuse, NY	63,244	63,926	127,170
Utica, NY	29,920	29,503	59,423
Whitehall, NY	818	930	1,748
Westport, NY	2,582	3,014	5,596
Yonkers, NY	14,240	14,109	28,349

# Empire Service Ridership FY19 YTD

## October 2018 to January 2019

Route		FY18	FY19	%
Empire South - ALB-NYP	NY	395,340	409,698	+3.6
Empire West/Maple Leaf	NY	122,513	127,294	+3.9
Adirondack	NY	36,901	38,360	+4.0
Ethan Allen	NY/ VT	17,446	16,057	-8.0
<b>TOTALS</b>		<b>572,200</b>	<b>591,409</b>	<b>+3.3</b>
Lake Shore Limited		121,492	114,957	-5.4

# New York Penn Station

- Opened in 1910, today it is the busiest railroad station in America.
- Serves more than 650,000 daily commuters and intercity passenger rail trips, which includes passengers on Amtrak, NJ Transit, LIRR, and the New York City Transit subway.
- Used by more people than all five New York regional airports combined.
- Located in Midtown Manhattan and is fed by seven rail tunnels- four tubes in the East River Tunnel, two tubes in the Hudson River Tunnel, and one tube in the Empire (Corridor) Connector.
- Handles more than 1,300 weekday train movements on 21 tracks and 11 platforms.
- Was the busiest train station in Amtrak's network during FY18, servicing nearly 10.4 million Amtrak boardings and alightings.

# New York Penn Station

- Amtrak successfully completed its summer infrastructure renewal work at NYP on the renewal of two station tracks (15 and 18) and three turnouts at C Interlocking.
- Amtrak completed its work on Track 15 and Track 18 three days ahead of schedule, within budget, safely, and with minimal amount of disruption to service, as committed.
- Amtrak's additional current initiatives include: the Concourse Management Strategy study with LIRR and NJ Transit, refreshed restrooms, design of the refresh for Amtrak's ticketed waiting room and expanded Club Acela lounge, renovation of escalators, and new retail offerings.
- Gateway !!!!!

Preserve NEC functionality by repairing existing North River Tunnel and strengthen resiliency by creating redundant capacity for Amtrak & NJ TRANSIT







- Super Storm Sandy caused a 5-day closure of NEC
- 3.5 million gallons of sea water pumped out of North River Tunnel
- Salts & chlorides continue to damage internal components (concrete bench walls, high-voltage cables and other infrastructure)
- Tunnel is safe but increasingly unreliable; rehab required ASAP
- Reconstruction requires ~2 years per tube
- With only a **two-track railroad** under the Hudson River, any closure before new tunnel is built would devastate the regional economy

# Niagara Falls, NY – December 2016





# Rochester, NY Station – October 2017



# Schenectady Station – October 17, 2018 – YAY!!!!



# ESPA MEMBERS

THANK YOU FOR ALL THE SUPPORT!!!!

Bill Hollister