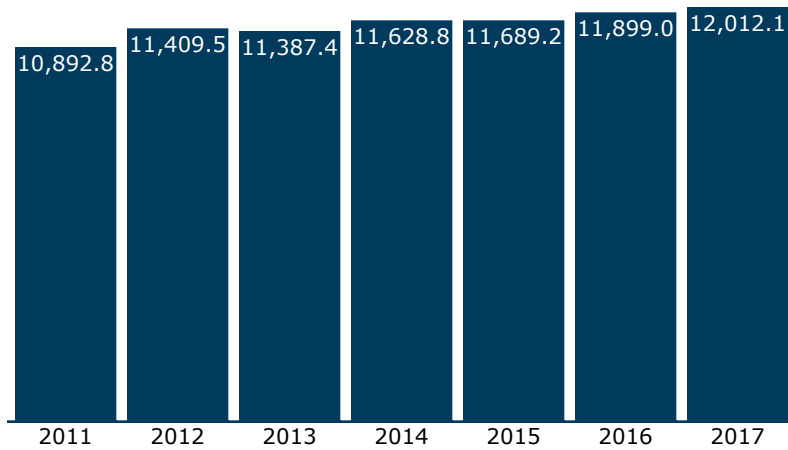


# Amtrak fact sheet: Northeast Corridor sector

## Passengers boarding/detraining, 2011-2017 (in thousands)



## Quick recap, 2017 (arrivals and departures)

	Coach	Business	First/Sleeper	Total
Passengers	7,913,456	3,718,972	379,627	12,012,055
Average trip	154 miles	183 miles	198 miles	164 miles

## Busiest stations, 2017 (arrivals and departures)

1.	New York, NY	7,488,349
2.	Washington, DC	4,244,375
3.	Philadelphia, PA	3,208,095
4.	Boston, MA	1,501,152
5.	Baltimore, MD	936,358
6.	Providence, RI	730,862
7.	BWI Airport, MD	669,527
8.	Wilmington, DE	621,296
9.	Back Bay, MA	608,417
10.	Newark, NJ	546,927
11.	New Haven, CT	486,036
12.	Route 128, MA	440,316
13.	Stamford, CT	394,492
14.	Trenton, NJ	376,240
15.	Metropark, NJ	336,338
16.	West Kingston, RI	161,290
17.	New Carrollton, MD	160,427
18.	New London, CT	157,402
19.	Newark--Liberty, NJ	146,231
20.	New Rochelle, NY	88,532

## Routes

**Acela** - Multiple trains daily  
**Regional** - Multiple trains daily

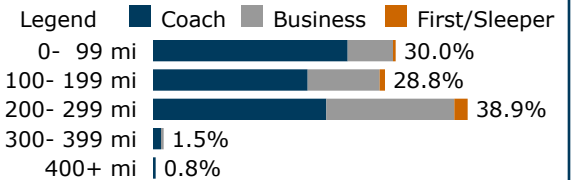
## Service area

Population within 25 miles of an NEC station:  
 37.4 million (0 unique to this sector)

Population within 50 miles:  
 47.1 million

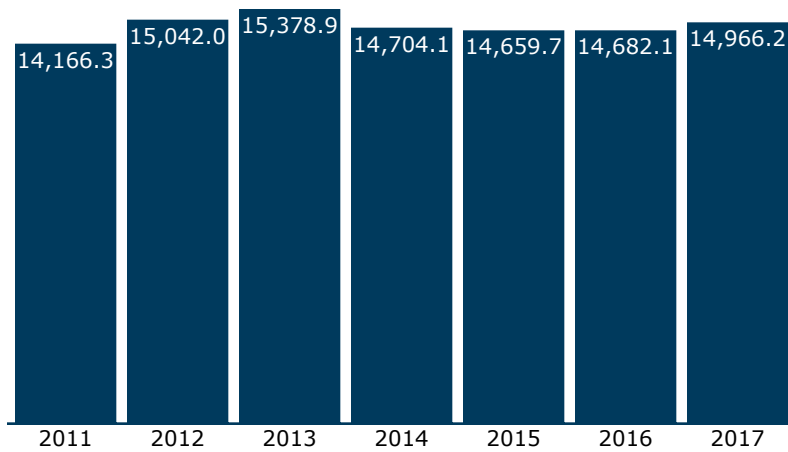
31 cities (0 unique) in 10 states

## Trips by length, 2017



# Amtrak fact sheet: State Supported sector

## Passengers boarding/detraining, 2011-2017 (in thousands)



## Quick recap, 2017 (arrivals and departures)

	Coach	Business	First/Sleeper	Total
Passengers	13,832,436	1,133,776		14,966,212
Average trip	125 miles	162 miles	n/a	128 miles
Average fare	\$ 30.00	\$ 57.00	n/a	\$ 32.00
Avg yield per mi	23.7¢	35.3¢	n/a	24.8¢

## Busiest stations, 2017 (arrivals and departures)

1. New York, NY	2,239,052
2. Chicago, IL	2,225,061
3. Los Angeles, CA	1,149,139
4. Philadelphia, PA	965,150
5. Sacramento, CA	944,482
6. Albany-Rensselaer, NY	705,710
7. San Diego, CA	680,114
8. Milwaukee, WI	572,309
9. Lancaster, PA	547,945
10. Harrisburg, PA	496,873
11. Seattle, WA	479,253
12. Emeryville, CA	473,933
13. Bakersfield, CA	471,953
14. Boston-North, MA	432,818
15. Portland, OR	409,845
16. Solana Beach, CA	370,064
17. Fresno, CA	366,726
18. Davis, CA	358,966
19. Irvine, CA	332,678
20. Washington, DC	327,450

## Routes

**Ethan Allen** - Daily service  
**Vermont** - Daily service  
**Downeaster** - Multiple trains daily  
**Springfield-New Haven** - Multiple trains daily  
**Keystone** - Multiple trains daily  
**Empire/Maple Leaf** - Multiple trains daily  
**Lincoln Service** - Multiple trains daily  
**Hiawatha** - Multiple trains daily  
**Wolverine** - Multiple trains daily  
**Illini/Saluki** - Multiple trains daily  
**IL Zephyr/Carl Sandburg** - Multiple trains daily  
**Heartland Flyer** - Daily service  
**Pacific Surfliner** - Multiple trains daily  
**Cascades** - Multiple trains daily  
**Capitols** - Multiple trains daily  
**San Joaquins** - Multiple trains daily  
**Adirondack** - Daily service  
**Blue Water** - Daily service  
**VA Service/Lynchburg** - Daily service  
**VA Service/Newport News** - Multiple trains daily  
**VA Service/Norfolk** - Daily service  
**VA Service/Richmond** - Daily service  
**Hoosier State** - 4 trains/wk  
**Missouri River Runner** - Multiple trains daily  
**Pennsylvanian** - Daily service  
**Pere Marquette** - Daily service  
**Carolinian** - Daily service  
**Piedmont** - Daily service

## Service notes

Virginia Service to Norfolk began 12/12/2012

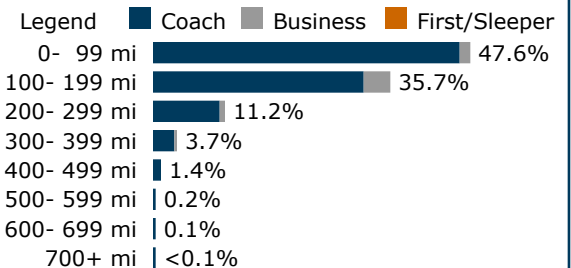
## Service area

Population within 25 miles of an SS station:  
135.4 million (21.4 unique to this sector)

Population within 50 miles:  
158.5 million (12.6 million unique)

310 cities (185 unique) in 28 states

## Trips by length, 2017



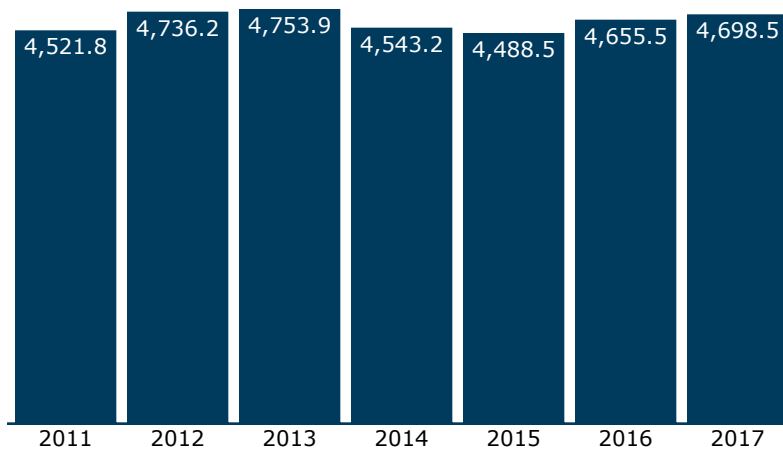
Note: Ridership figures prior to FY14 have been revised to include Empire Service, Hoosier State, Maple Leaf, Michigan Service and Pennsylvanian, all part of the former Medium Distance sector.



1200 G St NW, Ste 240  
Washington, DC 20005  
(202) 408-8362  
railpassengers.org

# Amtrak fact sheet: Long Distance sector

## Passengers boarding/detraining, 2011-2017 (in thousands)



## Quick recap, 2017 (arrivals and departures)

	Coach	Business	First/Sleeper	Total
Passengers	3,895,385	109,936	693,137	4,698,458
Average trip	484 miles	419 miles	983 miles	556 miles
Average fare	\$ 70.00	\$110.00	\$273.00	\$106.00
Avg yield per mi	14.4¢	26.3¢	27.7¢	19.1¢

## Busiest stations, 2017 (arrivals and departures)

1. Chicago, IL	1,095,705
2. New York, NY	473,904
3. Washington, DC	469,521
4. Los Angeles, CA	260,851
5. Sanford, FL	228,894
6. New Orleans, LA	180,362
7. Portland, OR	172,427
8. Seattle, WA	166,289
9. Philadelphia, PA	162,861
10. Denver, CO	135,162
11. Orlando, FL	128,831
12. Sacramento, CA	115,323
13. Tampa, FL	106,534
14. Richmond, VA	104,189
15. Emeryville, CA	101,294
16. St. Paul, MN	89,994
17. St. Louis, MO	87,909
18. Albany-Rensselaer, NY	82,429
19. Kansas City, MO	79,176
20. Atlanta, GA	76,196

## Routes

- Silver Star** - Daily service
- Cardinal** - 3 trains/wk
- Silver Meteor** - Daily service
- Empire Builder** - Daily service
- Capitol Limited** - Daily service
- California Zephyr** - Daily service
- Southwest Chief** - Daily service
- City of New Orleans** - Daily service
- Texas Eagle** - Daily service
- Sunset Limited** - 3 trains/wk
- Coast Starlight** - Daily service
- Lake Shore Limited** - Daily service
- Palmetto** - Daily service
- Crescent** - Daily service
- Auto Train** - Daily service

## Service notes

Sunset Limited suspended east of NOL, 9/2005

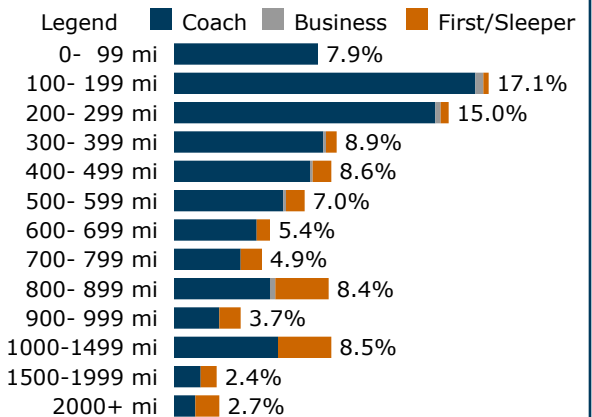
## Service area

Population within 25 miles of an LD station: 177 million (67.7 unique to this sector)

Population within 50 miles: 234.1 million (95.7 million unique)

328 cities (219 unique) in 42 states

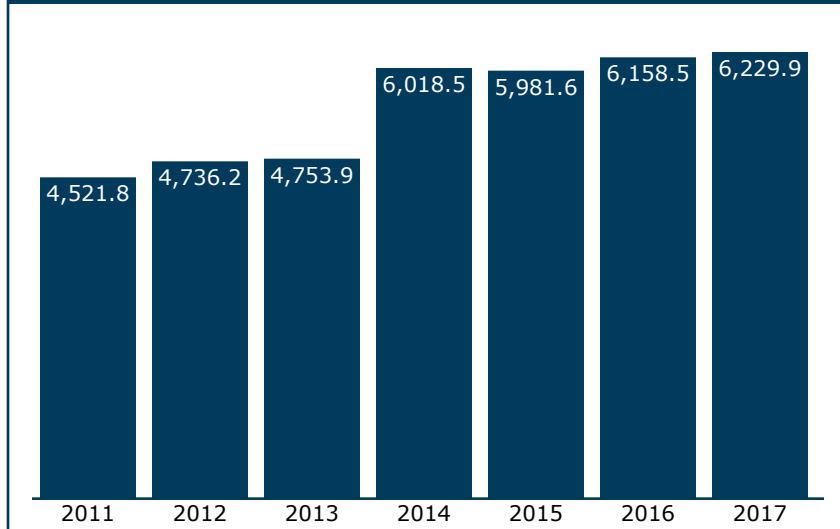
## Trips by length, 2017



1200 G St NW, Ste 240  
Washington, DC 20005  
(202) 408-8362  
railpassengers.org

# Amtrak fact sheet: Thruway feeder service

## Passengers, 2011-2017 (in thousands)



## Top city pairs by Thruway ridership, 2017

1. Bakersfield, CA - Los Angeles, CA	100 mi
2. Emeryville, CA - SF--Transbay, CA	9 mi
3. Sacramento, CA - Stockton, CA	55 mi
4. Seattle, WA - Vancouver, BC	144 mi
5. San Jose, CA - Stockton, CA	80 mi
6. Eugene, OR - Portland, OR	123 mi
7. Portland, OR - Salem, OR	52 mi
8. Emeryville, CA - SF--Financial, CA	9 mi
9. Newport News, VA - Norfolk, VA	24 mi
10. Emeryville, CA - SF--Wharf, CA	10 mi
11. Reno, NV - Sacramento, CA	152 mi
12. Bakersfield, CA - Oxnard, CA	123 mi
13. Chico, CA - Sacramento, CA	119 mi
14. Roseville, CA - Sacramento, CA	17 mi
15. Martinez, CA - Santa Rosa, CA	72 mi
16. San Jose, CA - Santa Barbara, CA	345 mi
17. Houston, TX - Longview, TX	213 mi
18. Bakersfield, CA - Van Nuys, CA	112 mi
19. Bakersfield, CA - San Bernardino, CA	184 mi
20. Bakersfield, CA - Riverside, CA	173 mi
21. San Jose, CA - San Luis Obispo, CA	196 mi
22. Orlando, FL - Tampa, FL	104 mi
23. Arcata, CA - Martinez, CA	300 mi
24. Albany, OR - Portland, OR	80 mi
25. Bakersfield, CA - Las Vegas, NV	287 mi
26. Davis, CA - Stockton, CA	71 mi
27. Detroit, MI - Toledo, OH	61 mi
28. Auburn, CA - Sacramento, CA	35 mi
29. Bellingham, WA - Seattle, WA	95 mi
30. San Luis Obispo, CA - Santa Barbara, CA	149 mi

## At a glance

Thruway service augments and extends the Amtrak network. It is comparable to regional service offered by airlines that contract with independent carriers to connect smaller cities with mainline service at their hubs.

### Functions:

- Connect offline cities to the network
- Bridge two or more Amtrak stations where train service does not connect easily

### Modes of service:

- Intercity bus - Greyhound or similar
- Shuttle van
- Passenger ferry

### Notes:

1. Amtrak sells Thruway service only as part of an itinerary that includes connecting Amtrak train service.
2. Thruway service does not include connections between Amtrak and other regional or commuter services, such as SEPTA or Metrolink.

## Service area

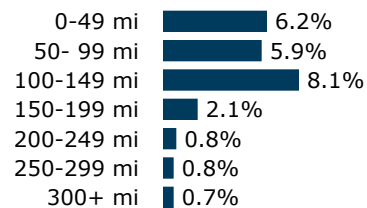
Cities with Thruway service only:  
434 cities in 40 states  
and 3 Canadian provinces

Population of Thruway-only service area  
(not including the Amtrak service area)  
Within 25 miles: 101,913,934  
Within 50 miles: 114,786,284

All cities with Thruway service:  
592 cities in 42 states  
and 3 Canadian provinces

Longest segment traveled: 726 miles  
Calgary, AB - Vancouver, BC

## Trips by length, 2017



Average trip: 24 miles



1200 G St NW, Ste 240  
Washington, DC 20005  
(202) 408-8362  
railpassengers.org